

[Financial Reporting](#)

[Legal Forms](#)

[Grant Payments](#)

[Grantee Profile](#)

Current Grantee View:  
**WUMB-FM**

[Financial Reporting Main](#) \ AFR Schedule A

## AFR Schedule A (2013)

### Direct Revenue

PRINT: [Schedule A](#) OR [Entire AFR](#)

GET HELP WITH: [Schedule A](#)

#### NFFS Excluded?

If you have an NFFS Exclusion, please click the "NFFS X" button, and enter your NFFS data.

Source of Income		2012 data	2013 data	Revision
–	1. Amounts provided directly by federal government agencies	\$19,529	\$3,525	\$
	A. Grants for facilities and other capital purposes (PTFP and others)	\$0	\$0	\$
	B. Department of Education	\$0	\$0	\$
	C. Department of Health and Human Services	\$0	\$0	\$
	D. National Endowment for the Arts and Humanities	\$19,529	\$3,525	\$
*	Variance greater than 25%.			
	E. National Science Foundation	\$0	\$0	\$
	F. Other Federal Funds (specify)	\$0	\$0	\$
–	2. Amounts provided by Public Broadcasting Entities	\$222,172	\$191,113	\$
	A. CPB - Community Service Grants	\$125,431	\$123,323	\$
	B. CPB - all other funds from CPB (e.g. DDF, RTL, Programming Grants)	\$	\$67,790	\$
	C. PBS - all payments except copyright royalties and other pass-through payments. See Guidelines for details.	\$0	\$0	\$
	D. NPR - all payments except pass-through payments. See Guidelines for details.	\$0	\$0	\$
	E. Public broadcasting stations - all payments	\$0	\$0	\$
	F. Other PBE funds (specify)	\$0	\$0	\$
–	3. Local boards and departments of education or other local government or agency sources	\$0	\$0	\$
	3.1 NFFS Eligible	\$	\$0	\$
	A. Program and production underwriting	\$	\$0	\$
	B. Grants and contributions other than underwriting	\$	\$0	\$
	C. Appropriations from the licensee	\$	\$0	\$

	D. Gifts and grants for facilities and equipment as restricted by the donor or received through a capital campaign (Radio only)	\$	\$0	\$
	E. Gifts and grants received through a capital campaign but not for facilities and equipment	\$	\$0	\$
	F. Other income eligible as NFFS (specify)	\$	\$0	\$
	3.2 NFFS Ineligible	\$	\$0	\$
	A. Rental income	\$	\$0	\$
	B. Fees for services	\$	\$0	\$
	C. Licensing fees (not royalties – see instructions for Line 15)	\$	\$0	\$
	D. Gifts and grants for facilities and equipment as restricted by the donor or received through a capital campaign (TV only)	\$	\$0	\$
	E. Other income ineligible for NFFS inclusion	\$	\$0	\$
–	4. State boards and departments of education or other state government or agency sources	\$0	\$0	\$
	4.1 NFFS Eligible	\$	\$0	\$
	A. Program and production underwriting	\$	\$0	\$
	B. Grants and contributions other than underwriting	\$	\$0	\$
	C. Appropriations from the licensee	\$	\$0	\$
	D. Gifts and grants for facilities and equipment as restricted by the donor or received through a capital campaign (Radio only)	\$	\$0	\$
	E. Gifts and grants received through a capital campaign but not for facilities and equipment	\$	\$0	\$
	F. Other income eligible as NFFS (specify)	\$	\$0	\$
	4.2 NFFS Ineligible	\$	\$0	\$
	A. Rental income	\$	\$0	\$
	B. Fees for services	\$	\$0	\$
	C. Licensing fees (not royalties – see instructions for Line 15)	\$	\$0	\$
	D. Gifts and grants for facilities and equipment as restricted by the donor or received through a capital campaign (TV only)	\$	\$0	\$
	E. Other income ineligible for NFFS inclusion	\$	\$0	\$
–	5. State colleges and universities	\$424,766	\$412,002	\$
	5.1 NFFS Eligible	\$	\$412,002	\$
	A. Program and production underwriting	\$	\$0	\$
	B. Grants and contributions other than underwriting	\$	\$412,002	\$
	C. Appropriations from the licensee	\$	\$0	\$
	D. Gifts and grants for facilities and equipment as restricted by the donor or received through a capital campaign (Radio only)	\$	\$0	\$
	E. Gifts and grants received through a capital campaign but not for facilities and equipment	\$	\$0	\$
	F. Other income eligible as NFFS (specify)	\$	\$0	\$

		\$	\$0	\$
	5.2 NFFS Ineligible	\$	\$0	\$
	A. Rental income	\$	\$0	\$
	B. Fees for services	\$	\$0	\$
	C. Licensing fees (not royalties – see instructions for Line 15)	\$	\$0	\$
	D. Gifts and grants for facilities and equipment as restricted by the donor or received through a capital campaign (TV only)	\$	\$0	\$
	E. Other income ineligible for NFFS inclusion	\$	\$0	\$
–	6. Other state-supported colleges and universities	\$0	\$0	\$
	6.1 NFFS Eligible	\$	\$0	\$
	A. Program and production underwriting	\$	\$0	\$
	B. Grants and contributions other than underwriting	\$	\$0	\$
	C. Appropriations from the licensee	\$	\$0	\$
	D. Gifts and grants for facilities and equipment as restricted by the donor or received through a capital campaign (Radio only)	\$	\$0	\$
	E. Gifts and grants received through a capital campaign but not for facilities and equipment	\$	\$0	\$
	F. Other income eligible as NFFS (specify)	\$	\$0	\$
	6.2 NFFS Ineligible	\$	\$0	\$
	A. Rental income	\$	\$0	\$
	B. Fees for services	\$	\$0	\$
	C. Licensing fees (not royalties – see instructions for Line 15)	\$	\$0	\$
	D. Gifts and grants for facilities and equipment as restricted by the donor or received through a capital campaign (TV only)	\$	\$0	\$
	E. Other income ineligible for NFFS inclusion	\$	\$0	\$
–	7. Private colleges and universities	\$0	\$0	\$
	7.1 NFFS Eligible	\$	\$0	\$
	A. Program and production underwriting	\$	\$0	\$
	B. Grants and contributions other than underwriting	\$	\$0	\$
	C. Appropriations from the licensee	\$	\$0	\$
	D. Gifts and grants for facilities and equipment as restricted by the donor or received through a capital campaign (Radio only)	\$	\$0	\$
	E. Gifts and grants received through a capital campaign but not for facilities and equipment	\$	\$0	\$
	F. Other income eligible as NFFS (specify)	\$	\$0	\$
	7.2 NFFS Ineligible	\$	\$0	\$

	A. Rental income	\$	\$0	\$	
	B. Fees for services	\$	\$0	\$	
	C. Licensing fees (not royalties – see instructions for Line 15)	\$	\$0	\$	
	D. Gifts and grants for facilities and equipment as restricted by the donor or received through a capital campaign (TV only)	\$	\$0	\$	
	E. Other income ineligible for NFFS inclusion	\$	\$0	\$	
	<b>– 8. Foundations and nonprofit associations</b>	\$0	\$36,126	\$	
	8.1 NFFS Eligible	\$	\$36,126	\$	
	A. Program and production underwriting	\$	\$0	\$	
	B. Grants and contributions other than underwriting	\$	\$36,126	\$	
	C. Gifts and grants for facilities and equipment as restricted by the donor or received through a capital campaign (Radio only)	\$	\$0	\$	
	D. Gifts and grants received through a capital campaign but not for facilities and equipment	\$	\$0	\$	
	E. Other income eligible as NFFS (specify)	\$	\$0	\$	
	8.2 NFFS Ineligible	\$	\$0	\$	
	A. Rental income	\$	\$0	\$	
	B. Fees for services	\$	\$0	\$	
	C. Licensing fees (not royalties – see instructions for Line 15)	\$	\$0	\$	
	D. Gifts and grants for facilities and equipment as restricted by the donor or received through a capital campaign (TV only)	\$	\$0	\$	
	E. Other income ineligible for NFFS inclusion	\$	\$0	\$	
	<b>– 9. Business and Industry</b>	\$23,923	\$42,071	\$	
	9.1 NFFS Eligible	\$	\$42,071	\$	
	A. Program and production underwriting	\$	\$38,068	\$	
	B. Grants and contributions other than underwriting	\$	\$4,003	\$	
	C. Gifts and grants for facilities and equipment as restricted by the donor or received through a capital campaign (Radio only)	\$	\$0	\$	
	D. Gifts and grants received through a capital campaign but not for facilities and equipment	\$	\$0	\$	
	E. Other income eligible as NFFS (specify)	\$	\$0	\$	
	9.2 NFFS Ineligible	\$	\$0	\$	
	A. Rental income	\$	\$0	\$	
	B. Fees for services	\$	\$0	\$	
	C. Licensing fees (not royalties – see instructions for Line 15)	\$	\$0	\$	
	D. Gifts and grants for facilities and equipment as restricted by the donor or received through a capital campaign (TV only)	\$	\$0	\$	
	E. Other income ineligible for NFFS inclusion	\$	\$0	\$	

10. Memberships and subscriptions (net of membership bad debt expense)	\$437,992	\$508,224	\$	
10.1 NFFS Exclusion – Fair market value of premiums that are not of insubstantial value	\$	\$0	\$	
10.2 NFFS Exclusion – Membership bad debt expense (unless netted from the total in Line 10)	\$	\$0	\$	
10.3 Total number of contributors.	<u>2012 data</u> 4,713	<u>2013 data</u> 5,169		
11. Revenue from Friends groups less any revenue included on line 10	\$2,552	\$1,385	\$	
11.1 Total number of Friends contributors.	<u>2012 data</u> 6	<u>2013 data</u> 5		
* Variance greater than 25%.				
12. Subsidiaries and other activities unrelated to public broadcasting (See instructions)	\$204,272	\$226,666	\$	
A. Nonprofit subsidiaries involved in telecommunications activities	\$	\$6,674	\$	
B. NFFS Ineligible – Nonprofit subsidiaries not involved in telecommunications activities	\$	\$0	\$	
C. NFFS Ineligible – For-profit subsidiaries regardless of the nature of its activities	\$	\$0	\$	
D. NFFS Ineligible – Other activities unrelated to public broadcasting	\$	\$219,992	\$	
<b>Form of Revenue</b>				
	<b>2012 data</b>	<b>2013 data</b>	<b>Revision</b>	
– 13. Auction revenue (see instructions for Line 13)	\$0	\$0	\$	
A. Gross auction revenue	\$0	\$0	\$	
B. Direct auction expenses	\$0	\$0	\$	
– 14. Special fundraising activities (see instructions for Line 14)	\$0	\$0	\$	
A. Gross special fundraising revenues	\$0	\$0	\$	
B. Direct special fundraising expenses	\$0	\$0	\$	
– 15. Passive income	\$0	\$0	\$	
A. Interest and dividends (other than on endowment funds)	\$0	\$0	\$	
B. Royalties	\$0	\$0	\$	
C. PBS or NPR pass-through copyright royalties	\$0	\$0	\$	
– 16. Gains and losses on investments, charitable trusts and gift annuities and sale of other assets (other than endowment funds)	\$0	\$0	\$	
A. Gains from sales of property and equipment (do not report losses)	\$0	\$0	\$	
B. Realized gains/losses on investments (other than endowment funds)	\$0	\$0	\$	
C. Unrealized gains/losses on investments and actuarial gains/losses on charitable trusts and gift annuities (other than endowment funds)	\$0	\$0	\$	
– 17. Endowment revenue	\$-128	\$8,249	\$	
A. Contributions to endowment principal	\$947	\$372	\$	
B. Interest and dividends on endowment funds	\$3,320	\$2,357	\$	
* Variance greater than 25%.				
* Variance greater than 25%.				

	C. Realized net investment gains and losses on endowment funds (if this is a negative amount, add a hyphen, e.g., "-1,765")		\$	\$5,520	\$	🗨
	D. Unrealized net investment gains and losses on endowment funds (if this is a negative amount, add a hyphen, e.g., "-1,765")		\$	\$0	\$	🗨
—	18. Capital fund contributions from individuals (see instructions)		\$2,921	\$1,045	\$	🗨
	A. Facilities and equipment (except funds received from federal or public broadcasting sources)		\$2,921	\$1,045	\$	🗨
*	Variance greater than 25%.					
	B. Other		\$0	\$0	\$	🗨
	19. Gifts and bequests from major individual donors		\$55,387	\$103,049	\$	🗨
		2012 data	2013 data			
	19.1 Total number of major individual donors	33	33			🗨
*	Variance greater than 25%.					
—	20. Other Direct Revenue		\$0	\$0	\$	🗨
	21. Total Revenue (Sum of lines 1 through 12, 13.A, 14.A, and 15 through 20)		\$1,393,386	\$1,533,455	\$	🗨
	<a href="#">Click here to view all NFFS Eligible revenue on Lines 3 through 9.</a>					
	<a href="#">Click here to view all NFFS Ineligible revenue on Lines 3 through 9.</a>					
	<b>Adjustments to Revenue</b>		2012 data	2013 data	Revision	
	22. Federal revenue from line 1.		\$19,529	\$3,525	\$	🗨
*	Variance greater than 25%.					
	23. Public broadcasting revenue from line 2.		\$222,172	\$191,113	\$	🗨
	24. Capital funds exclusion—TV (3.2D, 4.2D, 5.2D, 6.2D, 7.2D, 8.2D, 9.2D, 18A)		\$0	\$0	\$	🗨
	25. Revenue on line 20 not meeting the source, form, purpose, or recipient criteria		\$204,272	\$0	\$	🗨
*	Variance greater than 25%.					
—	26. Other automatic subtractions from total revenue		\$-4,395	\$225,512	\$	🗨
	A. Auction expenses – limited to the lesser of lines 13a or 13b		\$0	\$0	\$	🗨
	B. Special fundraising event expenses – limited to the lesser of lines 14a or 14b		\$0	\$0	\$	🗨
	C. Gains from sales of property and equipment – line 16a		\$0	\$0	\$	🗨
	D. Realized gains/losses on investments (other than endowment funds) – line 16b		\$0	\$0	\$	🗨
	E. Unrealized investment and actuarial gains/losses (other than endowment funds) – line 16c		\$0	\$0	\$	🗨
	F. Realized and unrealized net investment gains/losses on endowment funds – line 17c, line 17d		\$-4,395	\$5,520	\$	🗨
*	Variance greater than 25%.					
	G. Rental income (3.2A, 4.2A, 5.2A, 6.2A, 7.2A, 8.2A, 9.2A)		\$	\$0	\$	🗨
	H. Fees for services (3.2B, 4.2B, 5.2B, 6.2B, 7.2B, 8.2B, 9.2B)		\$	\$0	\$	🗨
	I. Licensing Fees (3.2C, 4.2C, 5.2C, 6.2C, 7.2C, 8.2C, 9.2C)		\$	\$0	\$	🗨
	J. Other revenue ineligible as NFFS (3.2E, 4.2E, 5.2E, 6.2E, 7.2E, 8.2E, 9.2E)		\$	\$0	\$	🗨
	K. FMV of high-end premiums (Line 10.1)		\$	\$0	\$	🗨
	L. Membership bad debt expense (Line 10.2)		\$	\$0	\$	🗨

M. Revenue from subsidiaries and other activities ineligible as NFFS (12.B, 12.C, 12.D)	\$ 219,992	\$
<b>27. Total Direct Nonfederal Financial Support</b> (Line 21 less Lines 22 through 26). (Forwards to line 1 of the Summary of Nonfederal Financial Support)	\$951,808	\$1,113,305

[Back to Main](#)

[Financial Reporting](#)

[Legal Forms](#)

[Grant Payments](#)

[Grantee Profile](#)

Current Grantee View:  
**WUMB-FM**

[Financial Reporting Main](#) \ AFR Schedule B

## AFR Schedule B (2013)

### INDIRECT ADMINISTRATIVE SUPPORT

**PRINT:** [Schedule B](#) OR [Entire AFR](#)

**GET HELP WITH:** [Schedule B](#)

**1 Determine Indirect Administrative Support** 2 Determine Occupancy Values 3 Schedule B Summary

#### SELECT ONE METHOD TO CALCULATE YOUR INDIRECT ADMINISTRATIVE SUPPORT.

Note: in 2012 you selected Worksheet I: OSA Rate (Other Sponsored Activities – MTDC base).

- Worksheet I: OSA Rate (Other Sponsored Activities – MTDC base) (requires completed Schedule E)
- Worksheet IA: F&A Rate (Facilities and Administrative Cost Rate – salaries and wages cost base)
- Worksheet II: Basic Method (requires completed schedule E)
- Worksheet III: Grantee-Developed Method (requires pre-approval from CPB)
- Rate is applicable to other sponsored activities
- Rate is applicable to institutional and other sponsored activities
- Rate is applicable to all programs

	2012	2013	Revision									
<b>1. Determine station net direct expenses</b>												
1a. Total station operating expenses and capital outlays (Schedule E line 10)	\$2,297,177	\$2,258,590	\$									
1b.1. Capital outlays (from Schedule E, Line 9 total)	\$33,939	\$29,580	\$									
1b.2. Depreciation	\$20,981	\$24,601	\$									
1b.3. Amortization	\$0	\$0	\$									
1b.4. In-kind contributions (services and other assets)	\$38,300	\$38,300	\$									
1b.5. Indirect administrative support (see Guidelines for instructions)	\$704,947	\$682,192	\$									
1b.6. Donated property and equipment (if not included on line 1b.1)	\$0	\$0	\$									
1b.7. Other	\$156,253	\$184,504	\$									
<table border="1"> <thead> <tr> <th>Description</th> <th>Amount</th> <th>Revision</th> </tr> </thead> <tbody> <tr> <td>Off Campus Rent Adjustment</td> <td>\$114,107</td> <td>\$</td> </tr> <tr> <td>TFA and F&amp;A Charges</td> <td>\$70,397</td> <td>\$</td> </tr> </tbody> </table>				Description	Amount	Revision	Off Campus Rent Adjustment	\$114,107	\$	TFA and F&A Charges	\$70,397	\$
Description	Amount	Revision										
Off Campus Rent Adjustment	\$114,107	\$										
TFA and F&A Charges	\$70,397	\$										
1b.8. Total deductions	\$954,420	\$959,177	\$									
1c. Station net direct expenses	\$1,342,757	\$1,299,413	\$									

#### 2. Modify licensee negotiated cost rate

If the station's direct expenses are not included in the cost base, do not continue with this



worksheet

2a. Licensee's negotiated indirect cost rate	%52.5	%52.5	%
Less: rate components that do not benefit station operations:			
2b.1. Departmental administration	%	%0	%
2b.2. Sponsored projects administration	%	%0	%
2b.3. Library support	%	%0	%
2b.4. Other	%	%0	%
<hr/>			
2b.5. Total deductions (sum of 2b.1 through 2b.4)	%	%0	%
2c. Modified cost rate	%52.5	%52.5	%
<b>3. Apply modified rate to station net direct expenses</b>			
3a. Station net direct expenses from line 1c	\$1,342,757	\$1,299,413	\$
3b. Modified cost rate from line 2c	%52.5	%52.5	%
<b>4. Total indirect support (forwards to line 1 of Schedule B Tab 3)</b>	\$704,947	\$682,191	\$

Back

Next

Back to Main

[Financial Reporting](#)

[Legal Forms](#)

[Grant Payments](#)


[Grantee Profile](#)

Current Grantee View:  
**WUMB-FM**

[Financial Reporting Main](#) \ AFR Schedule C



















## AFR Schedule C (2013)

### In-kind Contributions - Services & Other Assets

 **PRINT:** [Schedule C](#) OR [Entire AFR](#)

 **GET HELP WITH:** [Schedule C](#)

Note: Supporting documentation for all claims must be maintained at the station and may be requested by CPB. This support must be recognized as revenue in the station's audited financial statements.

	2012 data	Donor Code	2013 data	Revision	
– 1. PROFESSIONAL SERVICES (must be eligible as NFFS)	\$0		\$0	\$	
A. Legal	\$0		\$0	\$	
B. Accounting and/or auditing	\$0		\$0	\$	
C. Engineering	\$0		\$0	\$	
D. Other professionals (see specific line item instructions in Guidelines before completing)	\$0		\$0	\$	
– 2. GENERAL OPERATIONAL SERVICES (must be eligible as NFFS)	\$38,300		\$38,300	\$	
A. Annual rental value of space (studios, offices, or tower facilities)	BS \$38,300	BS	\$38,300	\$	
B. Annual value of land used for locating a station-owned transmission tower	\$0		\$0	\$	
C. Station operating expenses	\$0		\$0	\$	
D. Other (see specific line item instructions in Guidelines before completing)	\$0		\$0	\$	
– 3. OTHER SERVICES (must be eligible as NFFS)	\$0		\$0	\$	
A. ITV or educational radio	\$0		\$0	\$	
B. State public broadcasting agencies (APBC, FL-DOE, eTech Ohio)	\$0		\$0	\$	
C. Local advertising	\$0		\$0	\$	
D. National advertising	\$0		\$0	\$	
4. Total in-kind contributions - services and other assets eligible as NFFS (sum of lines 1 through 3), forwards to Line 3a. of the Summary of Nonfederal Financial Support	\$38,300		\$38,300	\$	
– 5. IN-KIND CONTRIBUTIONS INELIGIBLE AS NFFS	\$0		\$0	\$	
A. Compact discs, records, tapes and cassettes	\$0		\$0	\$	

B. Exchange transactions	\$0	\$0	\$	
C. Federal or public broadcasting sources	\$0	\$0	\$	
D. Fundraising related activities	\$0	\$0	\$	
E. ITV or educational radio outside the allowable scope of approved activities	\$0	\$0	\$	
F. Local productions	\$0	\$0	\$	
G. Program supplements	\$0	\$0	\$	
H. Programs that are nationally distributed	\$0	\$0	\$	
I. Promotional items	\$0	\$0	\$	
J. Regional organization allocations of program services	\$0	\$0	\$	
K. State PB agency allocations other than those allowed on line 3(b)	\$0	\$0	\$	
L. Services that would not need to be purchased if not donated	\$0	\$0	\$	
M. Other	\$0	\$0	\$	
6. Total in-kind contributions - services and other assets (line 4 plus line 5), forwards to Schedule F, line 1c. Must agree with in-kind contributions recognized as revenue in the AFS.	\$38,300	\$38,300	\$	

[Back to Main](#)



[Financial Reporting](#)

[Legal Forms](#)

[Grant Payments](#)

[Grantee Profile](#)

Current Grantee View:  
**WUMB-FM**

[Financial Reporting Main](#) \ AFR Schedule E

## AFR Schedule E (2013)

### EXPENSES & INVESTMENT IN CAPITAL

PRINT: [Schedule E](#) OR [Entire AFR](#)

GET HELP WITH: [Schedule E](#)

Please enter expenses and investment in capital (operating and non-operating, cash and non-cash).

**Do not adjust for any reason.**

Total expenses must agree with financial statements.

#### EXPENSES

(Operating and non-operating)

PROGRAM SERVICES		2012 data	2013 data	Revision
1. Programming and production		\$1,211,995	\$1,249,287	\$
A. Restricted Radio CSG		\$	\$41,002	\$
B. Unrestricted Radio CSG		\$	\$97,125	\$
C. Other CPB Funds		\$	\$0	\$
D. All non-CPB Funds		\$	\$1,111,160	\$
2. Broadcasting and engineering		\$442,804	\$430,446	\$
A. Restricted Radio CSG		\$	\$0	\$
B. Unrestricted Radio CSG		\$	\$0	\$
C. Other CPB Funds		\$	\$0	\$
D. All non-CPB Funds		\$	\$430,446	\$
3. Program information and promotion		\$85,482	\$53,732	\$
A. Restricted Radio CSG		\$	\$0	\$
B. Unrestricted Radio CSG		\$	\$0	\$
C. Other CPB Funds		\$	\$0	\$
D. All non-CPB Funds		\$	\$53,732	\$
SUPPORT SERVICES		2012 data	2013 data	Revision
4. Management and general		\$217,386	\$192,873	\$
A. Restricted Radio CSG		\$	\$0	\$
B. Unrestricted Radio CSG		\$	\$0	\$
C. Other CPB Funds		\$	\$0	\$

D. All non-CPB Funds		\$ 192,873	\$
<b>5. Fund raising and membership development</b>	\$253,673	\$265,320	\$
A. Restricted Radio CSG		\$0	\$
B. Unrestricted Radio CSG		\$0	\$
C. Other CPB Funds		\$0	\$
D. All non-CPB Funds		\$265,320	\$
<b>6. Underwriting and grant solicitation</b>	\$51,898	\$37,352	\$
A. Restricted Radio CSG		\$0	\$
B. Unrestricted Radio CSG		\$0	\$
C. Other CPB Funds		\$0	\$
D. All non-CPB Funds		\$37,352	\$
<b>7. Depreciation and amortization (if not allocated to functional categories in lines 1 through 6)</b>	\$0	\$0	\$
A. Restricted Radio CSG		\$0	\$
B. Unrestricted Radio CSG		\$0	\$
C. Other CPB Funds		\$0	\$
D. All non-CPB Funds		\$0	\$
<b>8. Total Expenses (sum of lines 1 to 7) must agree with audited financial statements</b>	\$2,263,238	\$2,229,010	\$
A. Total Restricted Radio CSG (sum of Lines 1.A, 2.A, 3.A, 4.A, 5.A, 6.A, 7.A)		\$41,002	\$
B. Total Unrestricted Radio CSG (sum of Lines 1.B, 2.B, 3.B, 4.B, 5.B, 6.B, 7.B)		\$97,125	\$
C. Total Other CPB Funds (sum of Lines 1.C, 2.C, 3.C, 4.C, 5.C, 6.C, 7.C)		\$0	\$
D. Total All non-CPB Funds (sum of Lines 1.D, 2.D, 3.D, 4.D, 5.D, 6.D, 7.D)		\$2,090,883	\$

## INVESTMENT IN CAPITAL ASSETS

Cost of capital assets purchased or donated

	2012 data	2013 data	Revision
9. Total capital assets purchased or donated	\$33,939	\$29,580	\$
9a. Land and buildings	\$0	\$0	\$
9b. Equipment	\$33,939	\$29,580	\$
9c. All other	\$0	\$0	\$
<b>10. Total expenses and investment in capital assets (Sum of lines 8 and 9)</b>	\$2,297,177	\$2,258,590	\$

## Additional Information

(Lines 11 + 12 must equal line 8 and Lines 13 + 14 must equal line 9)

	2012 data	2013 data	Revision
11. Total expenses (direct only)	\$1,483,797	\$1,494,037	\$
12. Total expenses (indirect and in-kind)	\$779,441	\$734,973	\$
13. Investment in capital assets (direct only)	\$33,939	\$29,580	\$
14. Investment in capital assets (indirect and in-kind)	\$0	\$0	\$



[Back to Main](#)

[Financial Reporting](#)

[Legal Forms](#)

[Grant Payments](#)

[Grantee Profile](#)

Current Grantee View:  
**WUMB-FM**






[Financial Reporting Main](#) \ AFR Schedule F

## AFR Schedule F (2013)

Reconciliaton

 **PRINT:** [Schedule F](#) OR [Entire AFR](#)





 **GET HELP WITH:** [Schedule F](#)

	2013 data	Revision
<b>1. Data from AFR</b>		
a. Schedule A, Line 21	\$1,533,455	\$0 
b. Schedule B, Line 5	\$682,191	\$0 
c. Schedule C, Line 6	\$38,300	\$0 
d. Schedule D, Line 8	\$0	\$0 
e. Total from AFR	\$2,253,946	\$2,253,946 



### Choose Reporting Model

You *must* choose one of the three reporting models in order to complete Schedule F. After making your selection, click the "Choose" button below, which will display your reporting model. When changing to a different reporting model all data entered in the current reporting model will be lost.

- FASB
  GASB Model A proprietary enterprise-fund financial statements with business-type activities only
  GASB Model B public broadcasting entity-wide statements with mixed governmental and business-type activities

	2013 data	Revision
<b>2. FASB</b>		
a. Total support and revenue - unrestricted	\$2,253,574	\$2,253,574 
b. Total support and revenue - temporarily restricted	\$0	\$0 
c. Total support and revenue - permanently restricted	\$372	\$372 
d. Total from AFS, lines 2a-2c	\$2,253,946	\$2,253,946 

### Reconciliation

	2013 data	Revision
<b>3. Difference (line 1 minus line 2)</b>	\$0	\$0 
4. If the amount on line 3 is not equal to \$0, click the "Add" button and list the reconciling items.	\$0	\$0 

[Back to Main](#)